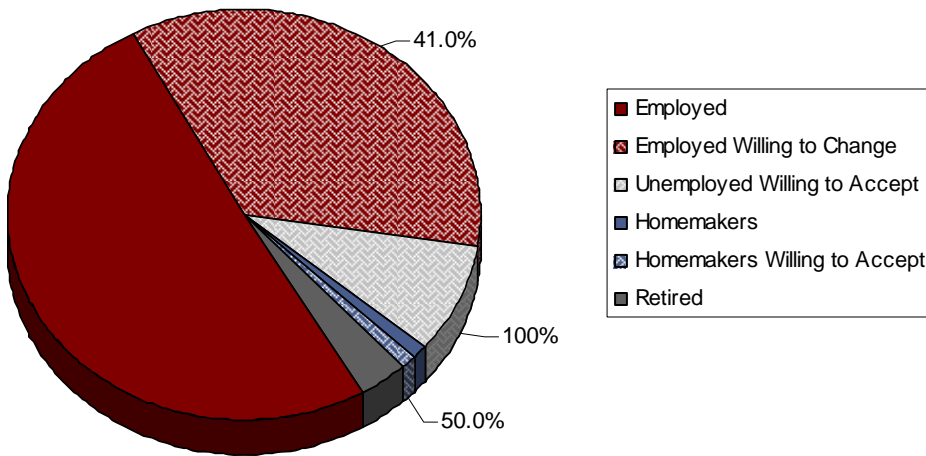


Workforce Characteristics Advanced Manufacturing

Those Willing to Change/Accept Employment per Category



Employment Status:

- 85.7% Employed
- 8.8% Unemployed
- 2.2% Homemakers; Not Employed
- 3.3% Retired

Top Advertising Media:

(for those seeking employment opportunities)

- The Internet
 - www.iowaworkforce.org
 - www.careerbuilder.com
 - www.monster.com
 - www.hotjobs.com
 - www.globegazette.com
- Local/Regional Newspapers
 - Globe Gazette - Mason City
 - The Des Moines Register
 - Britt News-Tribune
- Local Iowa Workforce Development Centers
- Networking through family, friends, and acquaintances

Education Levels:

- 56.0% Education beyond high school
- 16.5% Associate degree
- 7.7% Trade certified
- 12.1% Undergraduate degree
- 2.2% Postgraduate degree

Flexibility in the Workplace:

(by percent of interest)

- Cross-training - 76.2%
- Varied shifts (2nd, 3rd, & split) - 23.8%
- Job sharing - 21.4%
- Job teams - 64.3%
- Seasonal work - 39.0%
- Temporary work - 22.0%

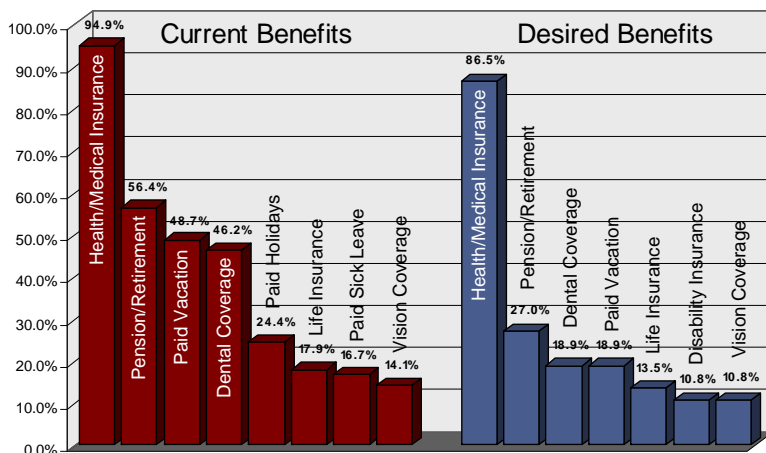
Underemployment:

Total Underemployment - 6.6%

- Low hours - 0.0%
- Mismatch of skills - 5.5%
- Low income - 2.2%

IWD only counts individuals once when estimating Total Underemployment.

Current & Desired Benefits:



Potential Available Labor Per Occupational Category:

Business Operations:

- Management - 103
- Clerks & Administrative Support - 410
- Computer Programmers - 104
- Computer Software Engineers - 102
- Customer Service Reps - 413
- Shipping, Receiving & Traffic Clerks - 105
- Engineering Techs - 515
- Engineers - 414

Production:

- Supervisors - 309
- Assemblers & Fabricators - 1,752
- Maintenance, Mechanics, & Repairers - 618
- Machinists - 824
- Multiple Machine Operators - 310
- Production Workers - 2,164
- Quality Control - 101
- Treatment Plant & System Operators - 100
- Welders - 516

Material Movers:

- Light Truck Drivers - 106
- Heavy Truck Drivers - 411

An estimated total of **9,377** people in the Laborshed area

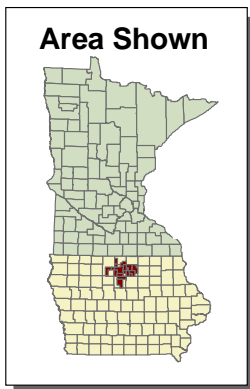
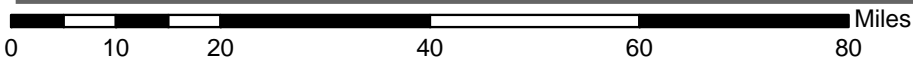
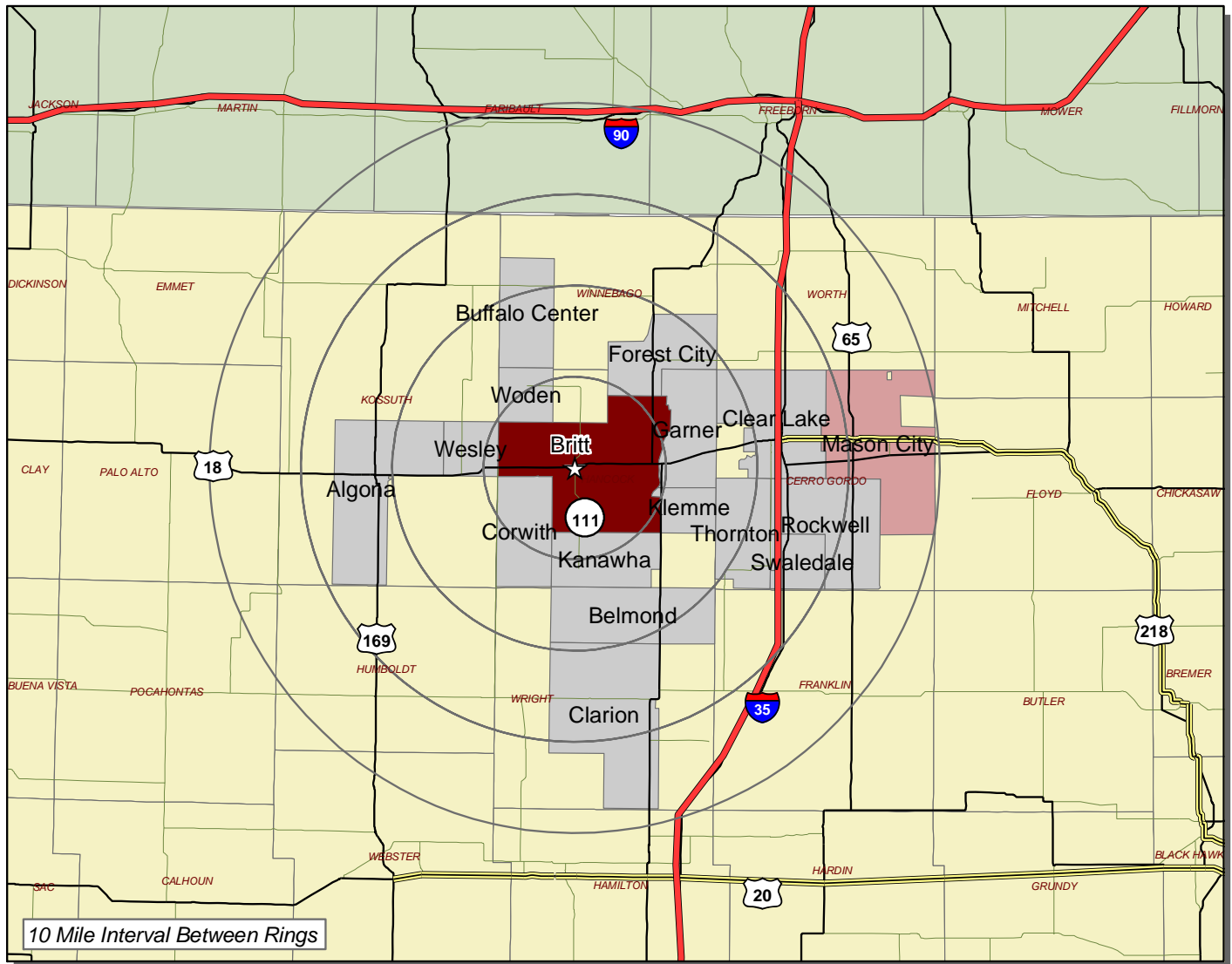
Commuting:

- Workers who have transferable skills/experience are currently commuting an average of 12 miles one way for work.
- Those who are willing to change/accept employment are willing to commute an average of 18 miles one way for the right employment opportunity.

Other Facts:

- 85.4% paid an hourly wage
- 96.7% are/were employed full-time
- 2.2% are/were employed part-time
- Currently working an average of 46 hrs/week
- 21.8% hold two or more jobs

Advanced Manufacturing Concentration of those with transferable experience/skills by place of residence



Legend

- ☆ Britt
- Interstate
- US Highways
- 4-Lane US Highways
- State Highways
- Iowa County
- Minnesota County

Commuter Concentration

by Place of Residence (per ZIP Code)

- Low
- Medium
- High

Occupation	Occupational Code	Mean Wage	Entry Wage	Experienced Wage	Median Wage
Assemblers and Fabricators, All Other	51-2099	\$ 10.97	\$ 8.73	\$ 12.09	\$ 10.75
Coating, Painting, and Spraying Machine Setters, Operators, and Tenders	51-9121	\$ 14.04	\$ 11.83	\$ 15.13	\$ 13.86
Computer Programmers	15-1021	\$ 27.36	\$ 19.36	\$ 31.36	\$ 27.65
Cutting and Slicing Machine Setters, Operators, and Tenders	51-9032	\$ 10.56	\$ 8.23	\$ 11.73	\$ 10.38
Electrical and Electronic Engineering Technicians	17-3023	\$ 23.65	\$ 16.26	\$ 27.34	\$ 25.19
Electrical and Electronic Equipment Assemblers	51-2022	\$ 12.36	\$ 9.82	\$ 13.63	\$ 11.83
Electricians	47-2111	\$ 20.94	\$ 16.91	\$ 22.95	\$ 21.92
Engineers, All Other	17-2199	\$ 30.58	\$ 24.77	\$ 33.49	\$ 32.46
Excavating and Loading Machine and Dragline Operators	53-7032	\$ 16.36	\$ 13.32	\$ 17.87	\$ 15.45
First-Line Supervisors/Managers of Helpers, Laborers, and Material Movers, Hand	53-1021	\$ 26.06	\$ 12.70	\$ 32.74	\$ 21.18
First-Line Supervisors/Managers of Production and Operating Workers	51-1011	\$ 21.19	\$ 14.75	\$ 24.41	\$ 21.62
Helpers--Production Workers	51-9198	\$ 13.40	\$ 9.08	\$ 15.57	\$ 13.05
Industrial Production Managers	11-3051	\$ 32.42	\$ 22.28	\$ 37.50	\$ 27.34
Industrial Truck and Tractor Operators	53-7051	\$ 13.69	\$ 10.94	\$ 15.07	\$ 13.55
Inspectors, Testers, Sorters, Samplers, and Weighers	51-9061	\$ 15.13	\$ 12.99	\$ 16.21	\$ 14.62
Laborers and Freight, Stock, and Material Movers, Hand	53-7062	\$ 13.49	\$ 10.94	\$ 14.76	\$ 13.89
Machinists	51-4041	\$ 16.09	\$ 13.31	\$ 17.50	\$ 15.57
Maintenance and Repair Workers, General	49-9042	\$ 17.12	\$ 13.28	\$ 19.05	\$ 17.15
Mechanical Engineers	17-2141	\$ 34.09	\$ 21.99	\$ 40.14	\$ 30.86
Mixing and Blending Machine Setters, Operators, and Tenders	51-9023	\$ 13.75	\$ 11.82	\$ 14.72	\$ 13.56
Packaging and Filling Machine Operators and Tenders	51-9111	\$ 9.73	\$ 8.47	\$ 10.35	\$ 9.88
Payroll and Timekeeping Clerks	43-3051	\$ 14.24	\$ 10.72	\$ 16.01	\$ 13.89
Production Workers, All Other	51-9199	\$ 9.76	\$ 6.30	\$ 11.49	\$ 8.81
Secretaries, Except Legal, Medical, and Executive	43-6014	\$ 12.68	\$ 9.45	\$ 14.28	\$ 13.08
Shipping, Receiving, and Traffic Clerks	43-5071	\$ 13.97	\$ 10.13	\$ 15.90	\$ 13.08
Structural Metal Fabricators and Fitters	51-2041	\$ 16.35	\$ 14.00	\$ 17.52	\$ 16.87
Team Assemblers	51-2092	\$ 13.90	\$ 10.73	\$ 15.49	\$ 13.18
Tool and Die Makers	51-4111	\$ 17.87	\$ 14.83	\$ 19.40	\$ 17.99
Truck Drivers, Heavy and Tractor-Trailer	53-3032	\$ 14.40	\$ 11.55	\$ 15.83	\$ 13.98
Truck Drivers, Light or Delivery Services	53-3033	\$ 12.66	\$ 9.79	\$ 14.10	\$ 10.79
Welders, Cutters, Solderers, and Brazers	51-4121	\$ 12.90	\$ 10.85	\$ 13.91	\$ 12.96
Welding, Soldering, and Brazing Machine Setters, Operators, and Tenders	51-4122	\$ 15.85	\$ 13.26	\$ 17.15	\$ 16.28

This Iowa Wage Survey for the Hancock County Laborshed area was produced by the Labor Market & Economic Research Bureau to provide communities local information on wages by occupation. This publication was developed specifically for the Hancock County Laborshed area.

The source of the wage and employment data is the 2005 Iowa Wage Survey which is data collected in 2004 and is aged to the second quarter of 2007. While data were collected for the Iowa Wage Survey, this publication was done independently to provide information on occupational wages for the Hancock County Laborshed area. Additional data from the Iowa Wage Survey for individual counties, Iowa Workforce Development regions and by industry statewide are available on the Iowa Workforce Development web site located at www.iowaworkforce.org.