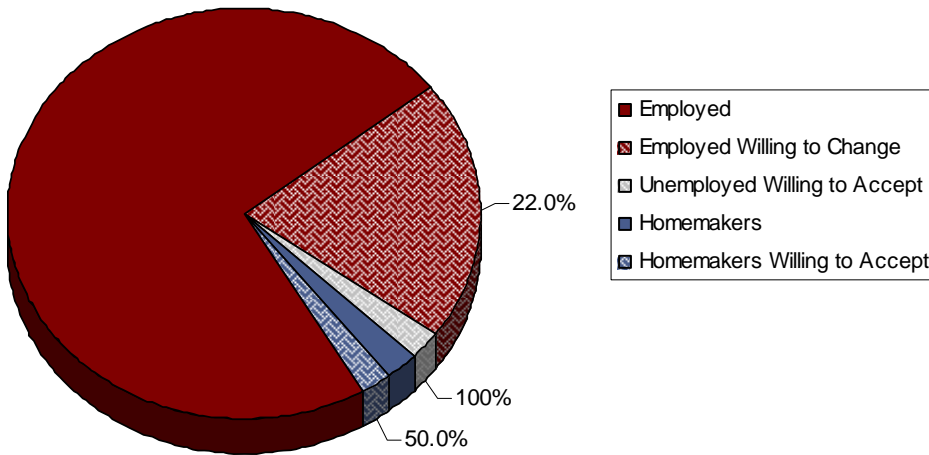


Workforce Characteristics Education

Those Willing to Change/Accept Employment per Category



Employment Status:

- 93.2% Employed
- 2.3% Unemployed
- 4.5% Homemakers; Not Employed

Top Advertising Media:

(for those seeking employment opportunities)

- Local/Regional Newspapers
 - Globe Gazette - Mason City
 - The Des Moines Register
- The Internet
 - www.monster.com
 - www.hotjobs.com
 - www.careerbuilder.com
- Local Iowa Workforce Development Centers
- Networking through family, friends, and acquaintances

Education Levels:

- 91.8% Education beyond high school
- 9.1% Associate degree
- 2.3% Vocational training
- 40.9% Undergraduate degree
- 25.0% Postgraduate degree

Flexibility in the Workplace:

(by percent of interest)

- Cross-training - 75.0%
- Varied shifts (2nd, 3rd, & split) - 33.3%
- Job sharing - 50.0%
- Job teams - 75.0%
- Seasonal work - 33.3%
- Temporary work - 58.3%

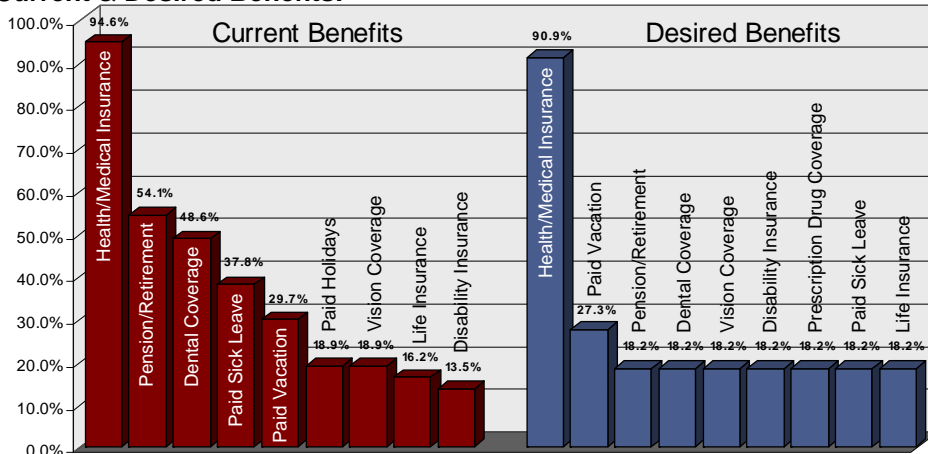
Underemployment:

Total Underemployment - 9.1%

- Low hours - 9.1%
- Mismatch of skills - 2.3%
- Low income - 0.0%

IWD only counts individuals once when estimating Total Underemployment.

Current & Desired Benefits:



Potential Available Labor Per Occupational Category:

Business Operations:

- Administrators & Management - 211
- Clerks, Secretaries, & Administrative Support - 317
- Computer Support Specialists - 102
- Interpreters & Translators - 109
- Public Relations Specialists - 106

Education:

- Childcare Workers - 104
- Counselors - 100
- Fitness Trainers - 111
- Nursing Instructors - 108
- Post Secondary Teachers - 103
- Registered Nurses - 112
- Special Education Teachers - 210
- Speech Pathologists - 105
- Teacher Assistants - 528
- Teachers & Instructors, Undisclosed - 1,796

Cafeteria, Custodial, & Support:

- Supervisors - 101
- Bakers & Cooks - 212
- Janitors & Cleaners - 107

An estimated total of **4,542** people in the Laborshed area

Commuting:

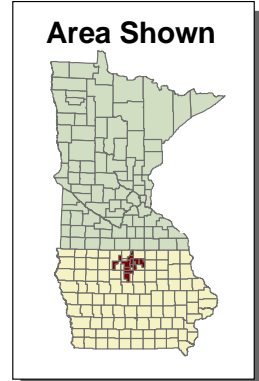
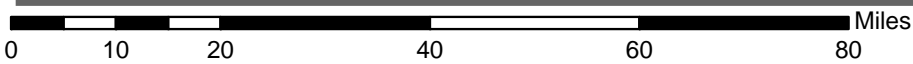
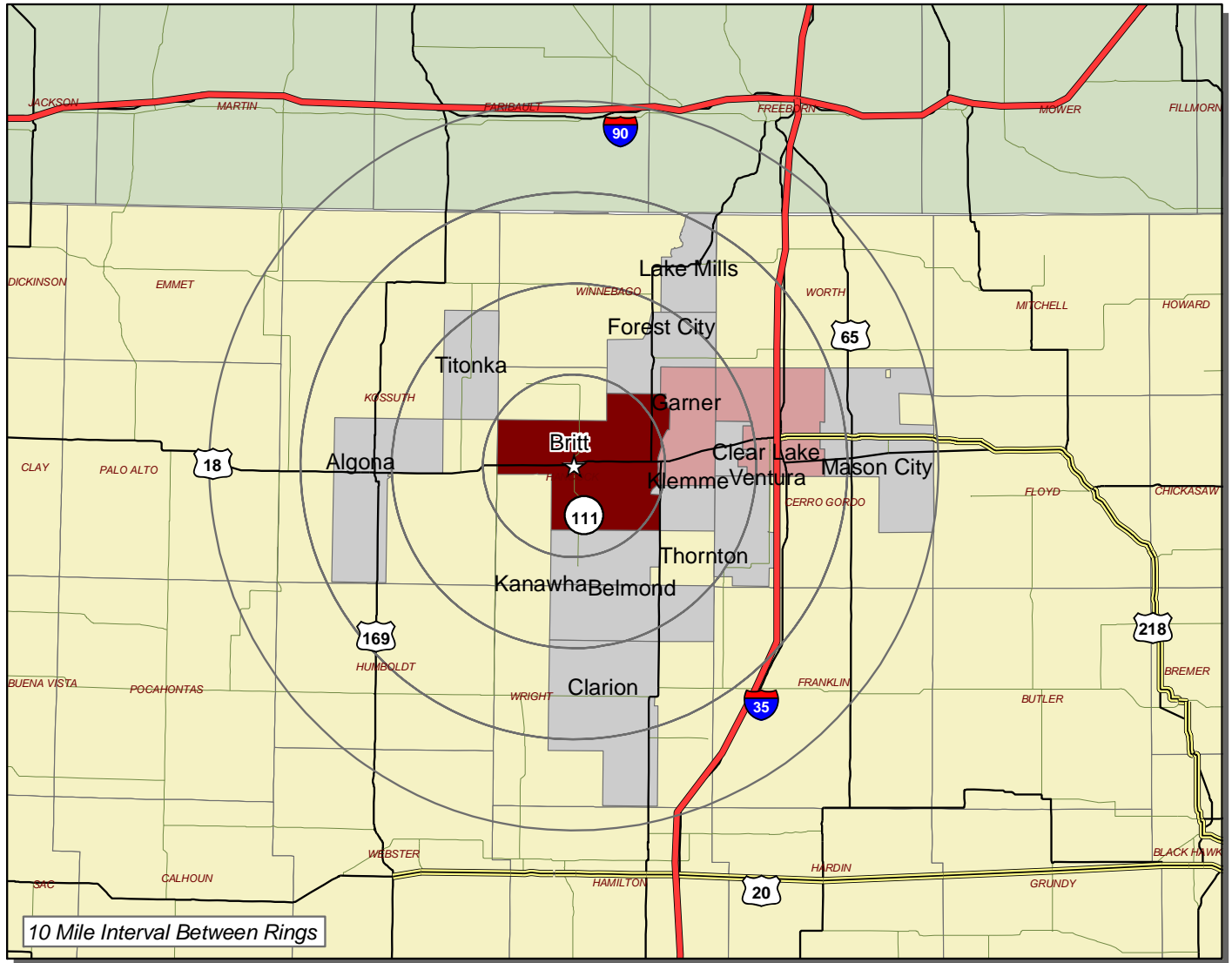
- Workers who have transferable experience/skills are currently commuting an average of 9 miles one way for work.
- Those who are willing to change/accept employment are willing to commute an average of 16 miles one way for the right employment opportunity.

Other Facts:

- 65.1% paid an annual salary
- 75.0% are/were employed full-time
- 18.2% are/were employed part-time
- Currently working an average of 42 hrs/week
- 22.0% hold two or more jobs

Education

Concentration of those with transferable experience/skills by place of residence



- Legend**
- ☆ Britt
 - Interstate
 - US Highways
 - 4-Lane US Highways
 - State Highways
 - Iowa County
 - Minnesota County

- Commuter Concentration by Place of Residence (per ZIP Code)**
- Low
 - Medium
 - High

Occupation	Occupational Code	Mean Wage	Entry Wage	Experienced Wage	Median Wage
Bookkeeping, Accounting, and Auditing Clerks	43-3031	\$13.97	\$10.63	\$15.64	\$12.01
Bus Drivers, School	53-3022	\$13.29	\$7.73	\$16.07	\$12.19
Computer Support Specialists	15-1041	\$18.32	\$13.17	\$20.90	\$18.88
Cooks, Institution and Cafeteria	35-2012	\$9.63	\$8.09	\$10.39	\$9.49
Educational, Vocational, and School Counselors	21-1012	\$20.79	\$17.92	\$22.22	\$21.09
Executive Secretaries and Administrative Assistants	43-6011	\$15.31	\$10.44	\$17.75	\$15.31
First-Line Supervisors/Managers of Food Preparation and Serving Workers	35-1012	\$10.93	\$8.86	\$11.96	\$10.98
Janitors and Cleaners, Except Maids and Housekeeping Cleaners	37-2011	\$12.22	\$8.71	\$13.97	\$12.07
Librarians	25-4021	\$19.63	\$14.19	\$22.35	\$18.29
Maintenance and Repair Workers, General	49-9042	\$13.61	\$11.06	\$14.89	\$12.39
Network and Computer Systems Administrators	15-1071	\$21.37	\$20.16	\$21.97	\$21.13
Preschool Teachers, Except Special Education	25-2011	\$14.32	\$11.31	\$15.83	\$14.09
Registered Nurses	29-1111	\$19.52	\$16.21	\$21.18	\$19.17
Secretaries, Except Legal, Medical, and Executive	43-6014	\$10.88	\$8.09	\$12.29	\$11.10
Teachers and Instructors, All Other	25-3099	\$10.27	\$8.07	\$11.36	\$8.62
Business Teachers, Postsecondary	25-1011	\$ 55,412	\$ 43,495	\$ 61,371	\$ 56,366
Coaches and Scouts	27-2022	\$ 26,040	\$ 13,573	\$ 32,274	\$ 18,880
Communications Teachers, Postsecondary	25-1122	\$ 54,471	\$ 44,670	\$ 59,371	\$ 54,262
Computer Science Teachers, Postsecondary	25-1021	\$ 49,888	\$ 41,515	\$ 54,075	\$ 48,896
Education Administrators, Elementary and Secondary School	11-9032	\$ 77,340	\$ 60,006	\$ 86,006	\$ 73,818
Elementary School Teachers, Except Special Education	25-2021	\$ 34,378	\$ 21,252	\$ 40,941	\$ 34,534
English Language and Literature Teachers, Postsecondary	25-1123	\$ 40,778	\$ 32,511	\$ 44,910	\$ 40,764
Kindergarten Teachers, Except Special Education	25-2012	\$ 40,286	\$ 33,234	\$ 43,812	\$ 40,096
Middle School Teachers, Except Special and Vocational Education	25-2022	\$ 38,289	\$ 22,556	\$ 46,156	\$ 41,481
Secondary School Teachers, Except Special and Vocational Education	25-2031	\$ 35,844	\$ 18,632	\$ 44,450	\$ 39,163
Special Education Teachers, Middle School	25-2042	\$ 42,466	\$ 32,872	\$ 47,262	\$ 42,964
Special Education Teachers, Preschool, Kindergarten, and Elementary School	25-2041	\$ 37,810	\$ 29,299	\$ 42,066	\$ 38,367
Special Education Teachers, Secondary School	25-2043	\$ 34,684	\$ 29,897	\$ 37,077	\$ 33,619
Teacher Assistants	25-9041	\$ 19,184	\$ 13,953	\$ 21,801	\$ 19,005
Vocational Education Teachers, Secondary School	25-2032	\$ 39,055	\$ 32,145	\$ 42,510	\$ 40,043

This Iowa Wage Survey for the Hancock County Laborshed area was produced by the Labor Market & Economic Research Bureau to provide communities local information on wages by occupation. This publication was developed specifically for the Hancock County Laborshed area.

The source of the wage and employment data is the 2005 Iowa Wage Survey which is data collected in 2004 and is aged to the second quarter of 2007. While data were collected for the Iowa Wage Survey, this publication was done independently to provide information on occupational wages for the Hancock County Laborshed area. Additional data from the Iowa Wage Survey for individual counties, Iowa Workforce Development regions and by industry statewide are available on the Iowa Workforce Development web site located at www.iowaworkforce.org.