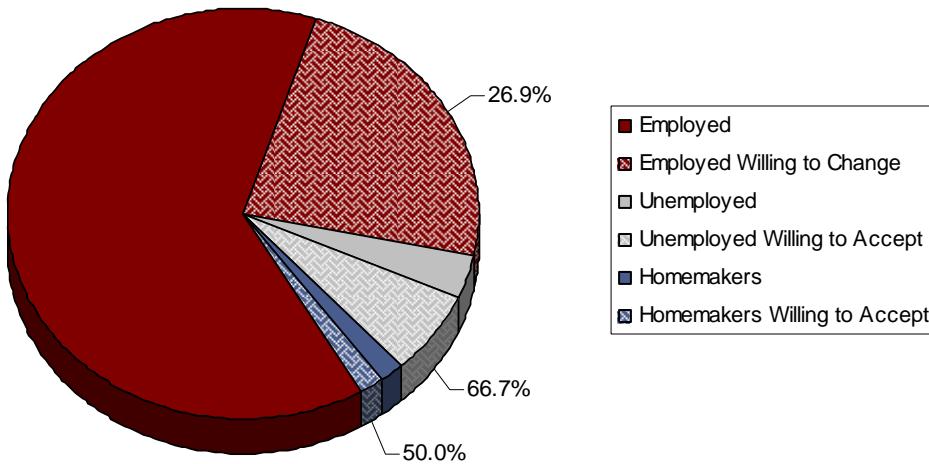


# Workforce Characteristics Health Care

Those Willing to Change/Accept Employment per Category



## Employment Status:

- 86.7% Employed
- 10.0% Unemployed
- 3.3% Homemakers; Not Employed

## Top Advertising Media:

(for those seeking employment opportunities)

- The Internet
  - [www.iowaworkforce.org](http://www.iowaworkforce.org)
  - [www.globegazette.com](http://www.globegazette.com)
  - [www.google.com](http://www.google.com)
- Local/Regional Newspapers
  - Globe Gazette - Mason City
  - The Des Moines Register
- Local Iowa Workforce Development Centers
- Networking through family, friends, and acquaintances

## Education Levels:

- 81.7% Education beyond high school
- 26.7% Associate degree
- 3.3% Vocational training
- 1.7% Trade certified
- 20.0% Undergraduate degree
- 10.0% Postgraduate degree

## Flexibility in the Workplace:

(by percent of interest)

- Cross-training - 57.1%
- Varied shifts (2nd, 3rd, & split) - 33.3%
- Job sharing - 38.1%
- Job teams - 76.2%
- Seasonal work - 40.0%
- Temporary work - 40.0%

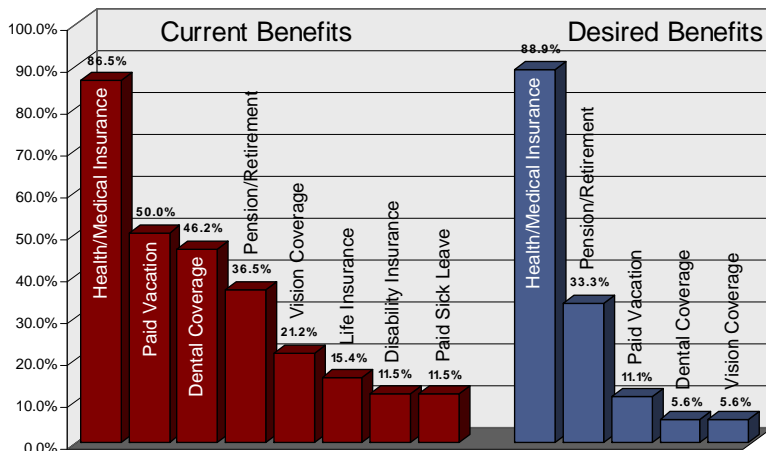
## Underemployment:

Total Underemployment - 8.3%

- Low hours - 5.0%
- Mismatch of skills - 5.0%
- Low income - 0.0%

IWD only counts individuals once when estimating Total Underemployment.

## Current & Desired Benefits:



## Potential Available Labor Per Occupational Category:

### Business Operations:

- Managers - 627
- Cashiers - 103
- Clergy - 110
- Receptionists, Secretaries, & Clerks - 418

### Medical:

- Activities Directors - 108
- Counselors - 100
- Dental Assistants - 105
- Dental Hygienists - 209
- Emergency Medical Technicians & Paramedics - 99
- Healthcare Support - 107
- Home Health Aides - 417
- Licensed Practical & Vocational Nurses - 314
- Medical Records & Health Information Technicians - 212
- Medical Secretaries - 102
- Medical Transcriptionists - 207
- Nursing Aides - 419
- Physical Therapists - 111
- Physician Assistants - 104
- Psychologists - 106
- Radiological Technicians - 101
- Registered Nurses - 1,045
- Social Workers - 210
- Teachers - 313

### Food & Custodial:

- Cooks - 206
- Janitors & Maintenance - 109
- Maids & Housekeeping Cleaners - 208

An estimated total of **6,170** people in the Laborshed area

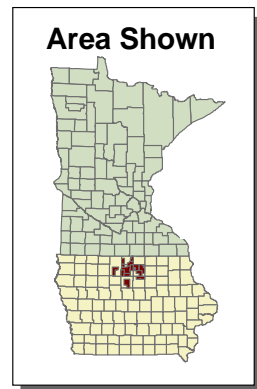
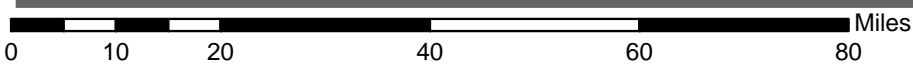
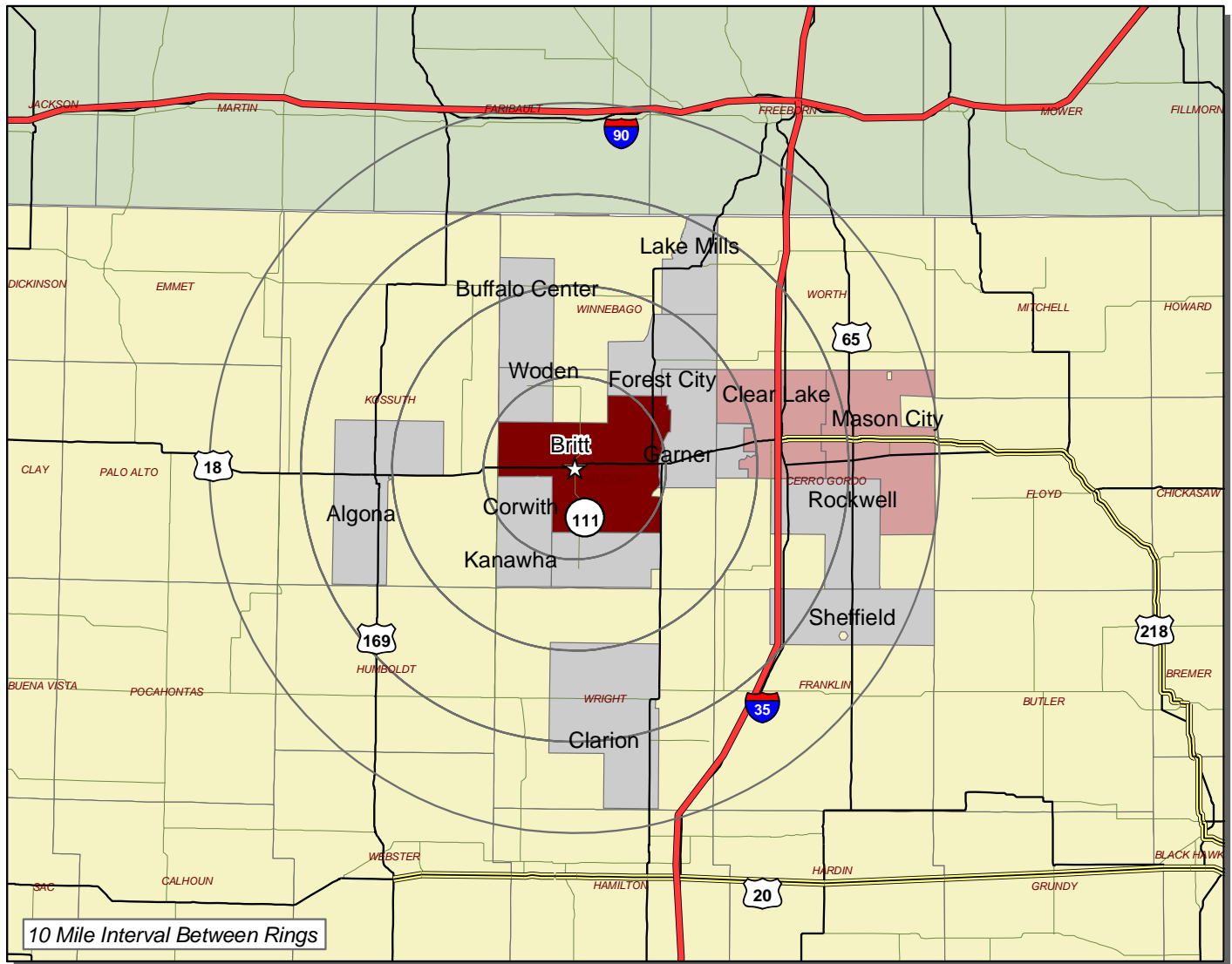
## Commuting:

- Workers who have transferable experience/skills are currently commuting an average of 12 miles one way for work.
- Those who are willing to change/accept employment are willing to commute an average of 17 miles one way for the right employment opportunity.

## Other Facts:

- 80.0% paid an hourly wage
- 71.7% are/were employed full-time
- 25.0% are/were employed part-time
- Currently working an average of 39 hrs/week
- 11.5% hold two or more jobs

# Health Care Concentration of those with transferable experience/skills by place of residence



## Legend

- ☆ Britt
- Interstate
- US Highways
- 4-Lane US Highways
- State Highways
- Iowa County
- Minnesota County

## Commuter Concentration by Place of Residence (per ZIP Code)

- Low
- Medium
- High

Occupation	Occupational Code	Mean Wage	Entry Wage	Experienced Wage	Median Wage
Administrative Services Managers	11-3011	\$ 32.48	\$ 19.06	\$ 39.19	\$ 33.53
Medical and Health Services Managers	11-9111	\$ 31.28	\$ 18.63	\$ 37.60	\$ 27.36
Clinical, Counseling, and School Psychologists	19-3031	\$ 30.19	\$ 19.26	\$ 35.64	\$ 23.03
Child, Family, and School Social Workers	21-1021	\$ 12.27	\$ 8.46	\$ 14.17	\$ 10.74
Mental Health and Substance Abuse Social Workers	21-1023	\$ 16.07	\$ 10.42	\$ 18.90	\$ 15.40
Social and Human Service Assistants	21-1093	\$ 11.14	\$ 6.98	\$ 13.22	\$ 9.68
Optometrists	29-1041	\$ 29.19	\$ 18.38	\$ 34.60	\$ 22.24
Physician Assistants	29-1071	\$ 36.13	\$ 28.51	\$ 39.93	\$ 37.40
Occupational Therapists	29-1122	\$ 28.36	\$ 25.19	\$ 29.95	\$ 27.07
Recreational Therapists	29-1125	\$ 15.11	\$ 11.63	\$ 16.84	\$ 13.88
Medical and Clinical Laboratory Technicians	29-2012	\$ 17.27	\$ 15.47	\$ 18.18	\$ 16.67
Dental Hygienists	29-2021	\$ 30.85	\$ 28.89	\$ 31.82	\$ 31.14
Radiologic Technologists and Technicians	29-2034	\$ 23.38	\$ 20.42	\$ 24.85	\$ 22.82
Emergency Medical Technicians and Paramedics	29-2041	\$ 11.97	\$ 9.96	\$ 12.98	\$ 11.25
Licensed Practical and Licensed Vocational Nurses	29-2061	\$ 16.01	\$ 14.13	\$ 16.95	\$ 15.98
Medical Records and Health Information Technicians	29-2071	\$ 14.55	\$ 10.12	\$ 16.75	\$ 13.48
Opticians, Dispensing	29-2081	\$ 12.09	\$ 8.90	\$ 13.67	\$ 12.34
Health Technologists and Technicians, All Other	29-2099	\$ 11.36	\$ 8.91	\$ 12.59	\$ 11.47
Nursing Aides, Orderlies, and Attendants	31-1012	\$ 10.96	\$ 9.51	\$ 11.68	\$ 11.03
Dental Assistants	31-9091	\$ 13.44	\$ 10.54	\$ 14.90	\$ 14.16
Medical Assistants	31-9092	\$ 12.51	\$ 10.58	\$ 13.46	\$ 11.88
Medical Transcriptionists	31-9094	\$ 13.50	\$ 11.59	\$ 14.46	\$ 13.27
Cooks, Institution and Cafeteria	35-2012	\$ 9.52	\$ 8.16	\$ 10.21	\$ 9.23
Maids and Housekeeping Cleaners	37-2012	\$ 10.33	\$ 8.57	\$ 11.22	\$ 10.17
Child Care Workers	39-9011	\$ 7.02	\$ 6.39	\$ 7.33	\$ 6.87
Personal and Home Care Aides	39-9021	\$ 9.53	\$ 7.82	\$ 10.39	\$ 9.20
Recreation Workers	39-9032	\$ 11.48	\$ 9.71	\$ 12.36	\$ 11.24
Bookkeeping, Accounting, and Auditing Clerks	43-3031	\$ 14.48	\$ 11.65	\$ 15.90	\$ 14.45
File Clerks	43-4071	\$ 10.18	\$ 9.60	\$ 10.47	\$ 10.29
Human Resources Assistants, Except Payroll and Timekeeping	43-4161	\$ 15.70	\$ 13.86	\$ 16.62	\$ 15.92
Receptionists and Information Clerks	43-4171	\$ 11.18	\$ 9.33	\$ 12.10	\$ 11.14
Executive Secretaries and Administrative Assistants	43-6011	\$ 15.13	\$ 11.88	\$ 16.76	\$ 13.99
Medical Secretaries	43-6013	\$ 12.59	\$ 7.67	\$ 15.04	\$ 12.30

This Iowa Wage Survey for the Hancock County Laborshed area was produced by the Labor Market & Economic Research Bureau to provide communities local information on wages by occupation. This publication was developed specifically for the Hancock County Laborshed area.

The source of the wage and employment data is the 2005 Iowa Wage Survey which is data collected in 2004 and is aged to the second quarter of 2007. While data were collected for the Iowa Wage Survey, this publication was done independently to provide information on occupational wages for the Hancock County Laborshed area. Additional data from the Iowa Wage Survey for individual counties, Iowa Workforce Development regions and by industry statewide are available on the Iowa Workforce Development web site located at [www.iowaworkforce.org](http://www.iowaworkforce.org).