



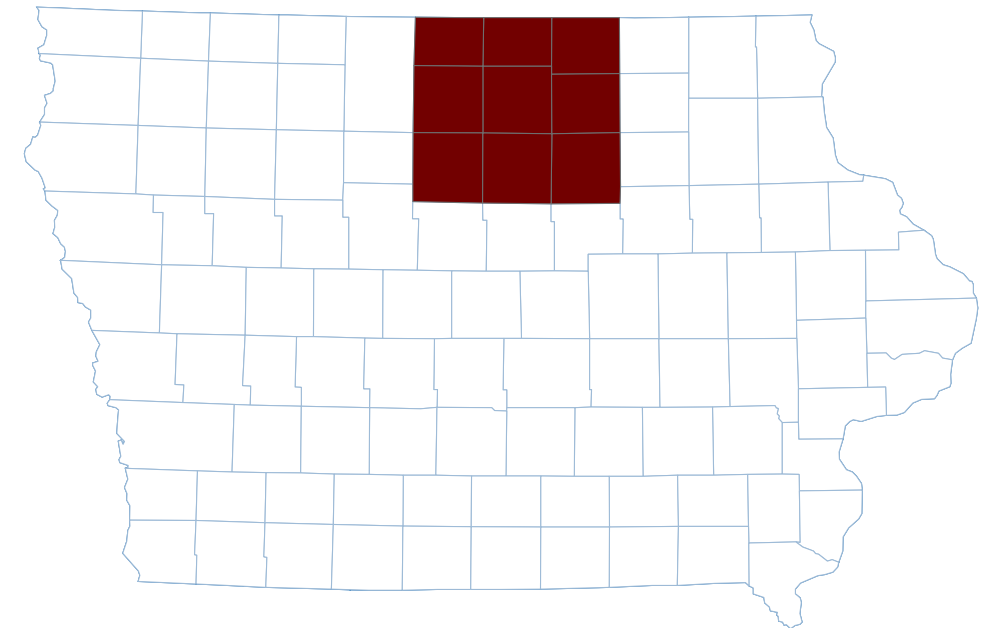
For additional information and analysis contact:
Mr. Terry Schumaker, Economic Development Director
North Iowa Area Community College
500 College Drive, Mason City, Iowa 50401
Phone: (641) 422-4170 or Fax: (641) 422-4129
Schumter@niacc.edu



Publication of Iowa Workforce Development.
Iowa Workforce Development, Policy and Information Division
1000 East Grand Avenue, Des Moines, Iowa 50319
Phone: (515) 281-8515
www.iowaworkforce.org

An Equal Opportunity Employer
Program auxiliary aids and services are available upon request for individuals with disabilities.

2005 Heavy Machinery Manufacturing



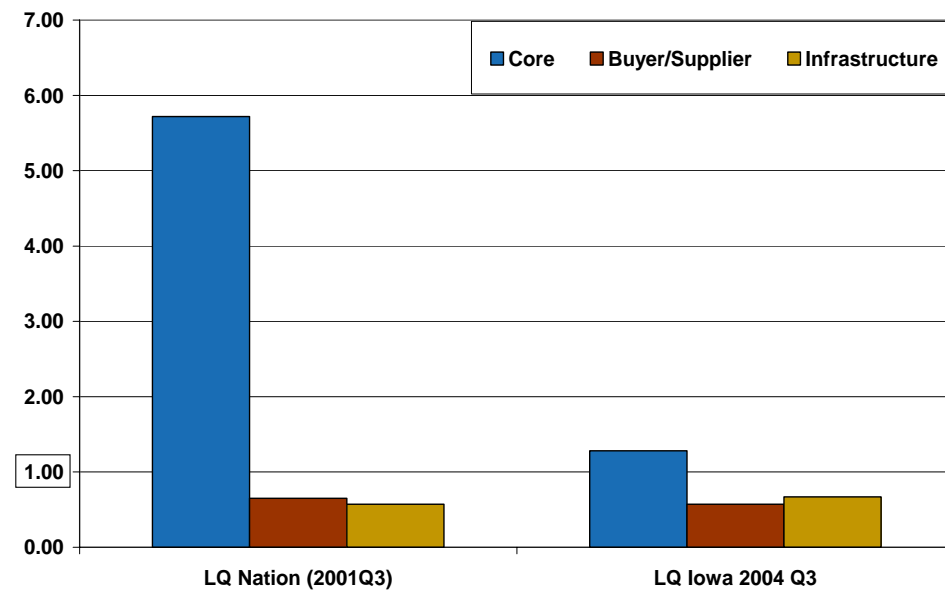
North Central Iowa Region

Heavy Machinery Manufacturing Industry Cluster

WHAT IS A HEAVY MACHINERY MANUFACTURING CLUSTER?

Heavy Machinery Manufacturing creates end products that apply mechanical force (for example, the application of gears and levers) to perform work. Industry clusters have three major components in addition to cluster growth. Core industries are those intrinsic to the cluster, buyers/suppliers are those industries that directly supply goods or services to the core or purchase goods or services directly from the core industries, and infrastructure industries provide basic support to the core.

Location Quotients for Heavy Machinery Manufacturing



HEAVY MACHINERY MANUFACTURING COMPETITIVENESS

The chart at left shows a location quotient of 5.72 (in blue) for core industries in Heavy Machinery Manufacturing for the region, as of 3rd Quarter 2004. This measurement indicates higher employment concentrations in the region compared to the nation. Buyer/supplier and infrastructure industries location quotients of 0.65 and 0.57 respectively, show there is room for growth in support industries.

HEAVY MACHINERY MANUFACTURING SUPPORT INDUSTRIES

The industry in this cluster with the highest location quotient, Machine Shops, demonstrated an increase of 15 jobs over the study period.

- Iron and steel mills and ferroalloy manufacturing
- Ferrous metal foundries
- Forging and stamping
- Machine shops

EDUCATION

North Iowa Area Community College (NIACC), Buena Vista University, Waldorf College, and Iowa State University Extension offer courses that directly or indirectly support this cluster.

Electromechanical Systems Technology

General Machinist

Tool & Die Technology

Welding

NORTH CENTRAL IOWA HIGH-GROWTH, HIGH-WAGE OCCUPATIONS IN HEAVY MACHINERY MANUFACTURING CLUSTER

OCCUPATIONAL TITLE	BASE YEAR 2002	PROJ. YEAR 2012	TOTAL GROWTH	MEAN WAGE	ANNUAL SALARY
Welders, Cutters, Solderers, and Brazers	150	180	30	\$13.10	\$27,248
First-Line Supervisors/Managers of Production and Operating Workers	50	60	10	\$19.91	\$41,413
Cutting, Punching, and Press Machine Setters, Operators, and Tenders, Metal and Plastic	80	90	10	\$11.19	\$23,275
Engineering Managers	5	10	5	\$38.39	\$79,851
Industrial Production Managers	5	10	5	\$32.52	\$67,642
Sales Managers	5	10	5	\$29.31	\$60,965
Computer and Information Systems Managers	0	5	5	\$27.74	\$57,699
Materials Engineers	0	5	5	\$26.41	\$54,933
Computer Systems Analysts	0	5	5	\$23.15	\$48,152
Production, Planning, and Expediting Clerks	20	25	5	\$14.85	\$30,888
Maintenance and Repair Workers, General	25	30	5	\$14.39	\$29,931
Machinists	65	70	5	\$14.38	\$29,910
Coating, Painting, and Spraying Machine Setters, Operators, and Tenders	20	25	5	\$13.67	\$28,434
Painting, Coating, and Decorating Workers	15	20	5	\$13.33	\$27,726
Truck Drivers, Light or Delivery Services	0	5	5	\$13.32	\$27,706
Shipping, Receiving, and Traffic Clerks	20	25	5	\$12.38	\$25,750
Human Resources Assistants, Except Payroll and Timekeeping	0	5	5	\$11.54	\$24,003
Packaging and Filling Machine Operators and Tenders	15	20	5	\$11.06	\$23,005
Mechanical Engineering Technicians	0	5	5	*	*
Customer Service Representatives	5	10	5	*	*
Structural Metal Fabricators and Fitters	10	15	5	*	*
Numerical Tool and Process Control Programmers	5	10	5	*	*
Forging Machine Setters, Operators, and Tenders, Metal and Plastic	0	5	5	*	*
Grinding, Lapping, Polishing, and Buffing Machine Tool Setters, Operators, and Tenders, Metal and Plastic	15	20	5	*	*
Model Makers, Metal and Plastic	0	5	5	*	*
Metal Workers and Plastic Workers, All Other	20	25	5	*	*

* Insufficient data

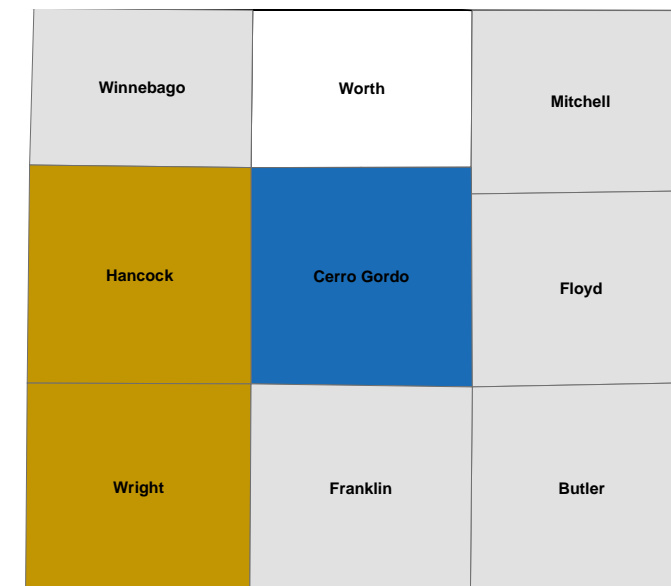
2004 3rd Quarter
Regional Average Annual Wage
\$25,829

Heavy Machinery Manufacturing Core
Regional Employment
1,432

Heavy Machinery Manufacturing Core
Regional Average Wage
\$36,980

Heavy Machinery Manufacturing Support Industries
Regional Employment
4,225

HEAVY MACHINERY MANUFACTURING INDUSTRY CLUSTER EMPLOYMENT 2003



Employment 2003

- Less than 100
- 100 - 499
- 500 - 749
- 750 or More

Area Shown

